



# Formative Assessment for Michigan Educators



User Guide to the FAME Website

# FAME Website User Guide



This guide is prepared for FAME staff, Leads, Coaches, and others who may access the front-end of the new-and-improved FAME website, launched in May 2025. We hope it helps clarify how to navigate the enhanced interface and streamlines access to the information and resources provided across the website. In addition to written explanations, videos have been recorded to provide visual walk-throughs.

Included in this guide:

- [Website Refresh Objectives](#)
- [Public vs. Gated](#)
- [Improved Features](#)
- [New & Enhanced Pages](#)
- [Support](#)

# Website Refresh Objectives



The FAME website was refreshed to support organizational growth through an improved, value-rich online experience. An updated look-and-feel, more intuitive interface, optimized content, and enhanced features were implemented to help all website users better access the plethora of resources and information available to current and prospective FAME participants.

1

Enhance user  
experience

2

Improve  
resource bank  
& search

3

Emphasize  
FAME impact  
and value

4

Support  
organizational  
growth



# Public vs. Gated



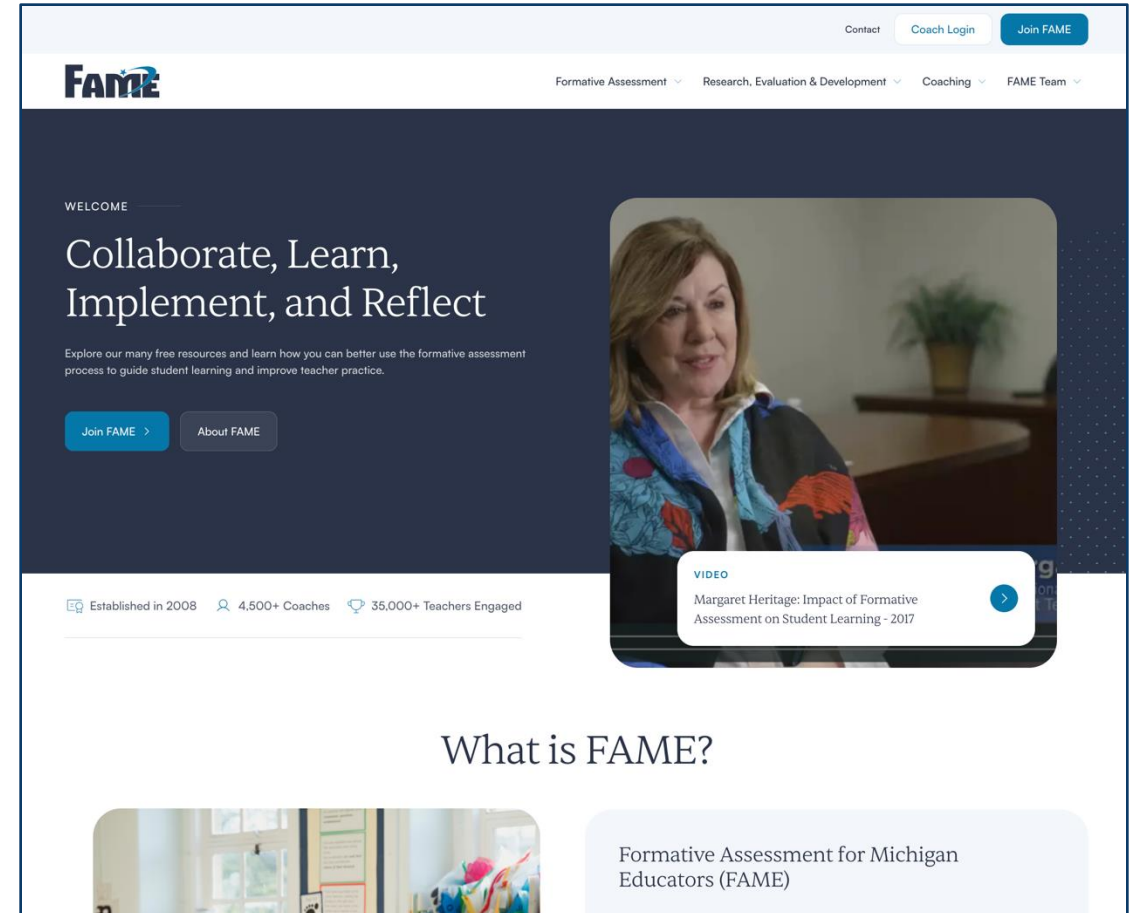
There are two “sides” to the FAME website, both accessed by the same URL: <https://famemichigan.org/>

The **public** side is available to all website visitors and contains helpful information introducing the FAME program, its benefits, and the Formative Assessment Process.

The **gated** side of the website offers deeper information and a library of FAME resources. All (MDE-MAC) FAME staff, Leads, and coaches have access to the gated site by logging in with their account. To log in from the public site, click the “Coach Login” button at the top-right of the website.

To register for an account, please use the Contact form accessible from the links in the header and footer.

[Click here to view video walkthrough](#)



# Improved Features

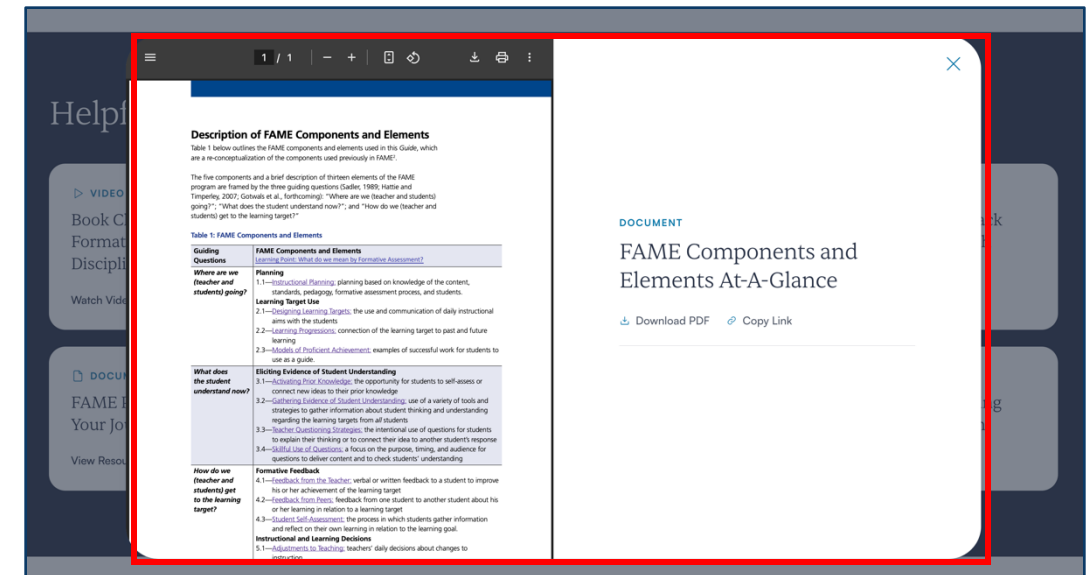


[Click here to view video walk-through](#)

# Resource Preview Modal



Throughout the website, users are now able to preview resources and documents without downloading them, saving time and adding convenience.



# Anchor Links



On many webpages, anchor links are shown toward the top of the page. These links direct users to a specific section of the page, allowing for quick navigation without scrolling. To jump back to the top of the page, simply select the arrow button in the bottom right corner.

The screenshot displays the 'New Coaches' section of the FAME website. At the top, a dark blue header contains the title 'New Coaches' and a welcome message. Below this is a navigation bar with links: 'Prepare Your Team', 'Coaching Timeline' (highlighted with a red box), 'Helpful Resources', and 'FAQs'. The main content area features a section titled '2025 FAME New Coach Webinars' with two webinar cards. Each card includes a 'WEBINAR' icon, the title 'FAME New Coach Webinar Part 1 2025' and 'Part 2 2025', and a 'Watch Webinar >' link. Below this, a section titled 'Coaching & Learning Team Journey' has three tabs: 'New Coach: Year 1' (selected), 'New Coach: Beginning Year 2', and 'New Coach: Year 2 & Beyond'. The 'Year 1' tab is active, showing text for 'COACH' and 'LEARNING TEAM'. To the right of the text is a large image of two men in a meeting. At the bottom right, a 'DOCUMENT' button is visible, labeled 'FAME Learning Guide - 2nd Edition (Current Version)' with a right-pointing arrow.





Some pages include tabs, where users can “flip” through related sections of a topic.

[illegible]



# Components & Elements

Located on the gated site, this drop-down directs users to resources and materials related to each Guiding Question, Component, and Element.

Simply hover over the link in the navigation bar and select the topic of interest. To navigate away, move your mouse off the drop-down.

Once a page has been opened, you can seamlessly navigate to the other Guiding Questions by clicking “Previous Module” or “Next Module.”

*(Tip: Ensure you’re scrolled completely to the top of the page before interacting with the navigation bar.)*

The screenshot displays the FAME website interface. At the top, the navigation bar includes the FAME logo and links for 'FAME & Formative Assessment', 'Components & Elements' (highlighted with a mouse cursor), 'Coaching Hub', and 'News & Events'. Below the navigation bar, three main sections are visible: 'Where Are We Going?' (Planning, Learning Target Use), 'What Does The Student Understand Now?' (Eliciting Evidence of Student Understanding), and 'How Do We Get To The Learning Target?' (Formative Feedback, Instructional & Learning Decisions). A detailed view of the 'What Does The Student Understand Now?' section is shown in the foreground, featuring a list of elements (3.1 to 3.4) and a 'Print Materials' button. The 'Previous Module' and 'Next Module' buttons are also visible at the bottom of the page.

# Coaching Hub

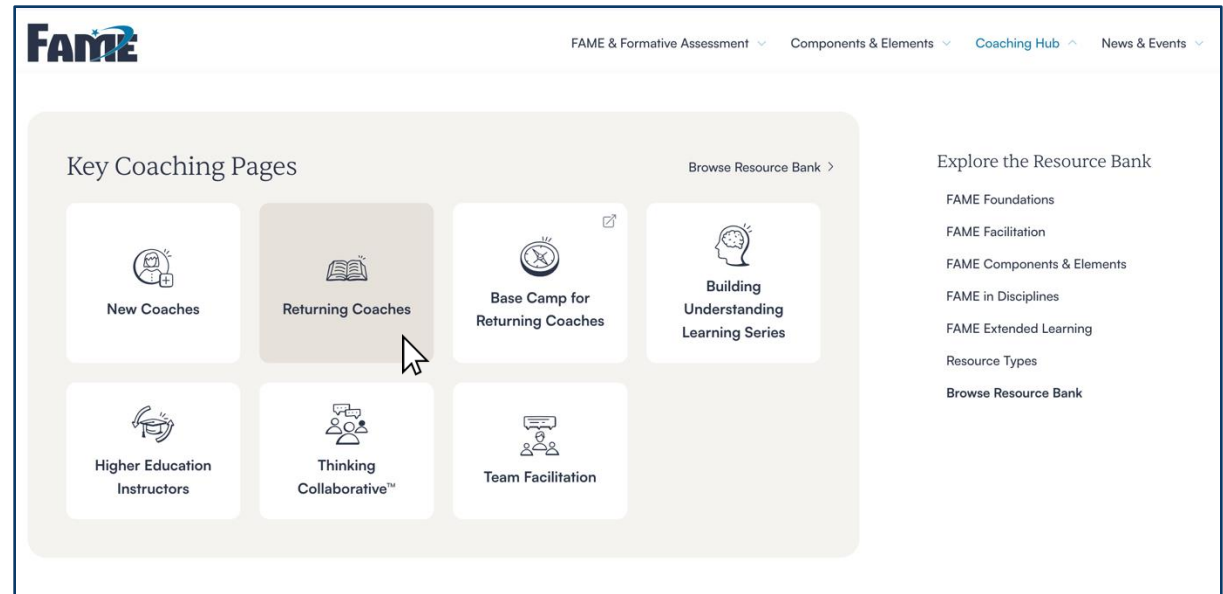


As reflected in its name, this new drop-down was added for coaches' convenience to allow easy access to key webpages and the Resource Bank with ease.

When logged into the gated site, users can find the Coaching Hub by hovering over the link in the navigation bar.

To navigate away from the Coaching Hub, simply move your mouse off the drop-down.


*(Tip: Ensure you're scrolled completely to the top of the page before interacting with the navigation bar.)*



# AI-Driven Search



On the gated side of the site, the search bar seen at the top-left of the screen and throughout the website is supported by AI to help generate and suggest relevant content.



# Events



View upcoming FAME events on the Events page. Filters on the left side of the screen or above the events list allow users to sort results by date, location, or event type.

After clicking on an event, users can review event details and register by clicking “Register for Event.”

*Note: Users must also have access to MemberClicks to register for an event.*

*For help with a MemberClicks account, please contact [assistant@michiganassessmentconsortium.org](mailto:assistant@michiganassessmentconsortium.org).*

The screenshot displays the FAME Events page. At the top, the FAME logo is on the left, and navigation links for 'FAME & Formative Assessment', 'Components & Elements', 'Coaching Hub', and 'News & Events' are on the right. A dropdown menu under 'News & Events' shows 'Events' and 'News & Notes'. The main heading 'Events' is prominently displayed. Below it, a 'Filters' section includes 'Event Type' (with a list of options like 'Adaptive Schools Foundation Training' and 'Cognitive Coaching Foundation Training'), 'Additional Filters' (with a 'Location' dropdown), and a 'SORT BY' dropdown set to 'Date'. A list of events is shown, including 'Formative Assessment: Launching into Learning' and 'Cognitive Coaching Foundation Seminar® Days 5-8'. The details for the 'Cognitive Coaching Foundation Seminar® Days 5-8' are expanded, showing dates (October 22-23, 2025 and December 3-4, 2025), location (8240 South Genuine Road, Shepherd, MI 48883), and a 'Register for Event' button. To the right of the details, a sidebar contains links for 'About This Event', 'Training Schedule', 'Hotel Information', and 'Contact'. The 'About This Event' section states it is for coaches who have completed Cognitive Coaching Days 1-4. The 'Training Schedule' lists registration at 8:00 a.m., training from 8:30 a.m. to 4:00 p.m. The 'Hotel Information' section lists the Comfort Inn and Suites at 2424 S Mission St, Mt Pleasant, MI 48858.

# Optimized Resource Bank Filters

A library of FAME's documents, videos, and other helpful resources can be found in the Resource Bank. These resources are categorized using updated filter options to support a more intuitive, frictionless search experience.

Filters

Showing 370 Results

×

 Clear Filters

FAME FOUNDATIONS

—

^ Balanced Assessment Systems (BAS) 5

^ Expert Voices 113

^ Myths & Misunderstandings 3

^ Why the Formative Assessment Process Matters 7

FAME FACILITATION

+

FAME COMPONENTS & ELEMENTS

+

FAME IN DISCIPLINES

+

FAME EXTENDED LEARNING

—

☐ Building Understanding 8

☐ FAMEous Workshop 6

☐ Focus on FAME 6

☐ Going Deeper 4

☐ Learning Moment 33

☐ Learning Point 18

☐ Resource Guide 5

RESOURCE TYPE

+

DOCUMENT

Know Thy Impact

John Hattie emphasizes the importance of just feedback, but effective feedback is more than just feedback.

View Resource >

DOCUMENT

Why is activating prior knowledge important in the formative process?

This Learning Point explains why activating prior knowledge is important to the formative process.

# New & Enhanced Pages




[Click here to view video walk-through](#)

# Join FAME




[Contact](#) [Coach Login](#) [Join FAME](#)

 [Formative Assessment](#) [Research, Evaluation & Development](#) [Coaching](#) [FAME Team](#)

## Join FAME

Join the thousands of past and current FAME Coaches who learn to use the formative assessment process and facilitate the learning of colleagues by leading a FAME Learning Team.



**DOCUMENT**

Professional Learning that Changes Practice:  
Suggested Focus for Lasting and Effective  
Implementation of the Formative Assessment  
Process

[>](#)

### Starting your FAME Coaching Journey

Research shows that when implemented effectively, the formative assessment process can double the rate of student learning, enhance student learning outcomes, and promote increased student engagement, agency, and ownership in the learning process. Since 2008, over 1,500 educators have harnessed their desire to elevate student achievement and self-directed learning by joining FAME to lead Learning Teams. You're invited to join coaches from different backgrounds, various positions, and disciplines to create a collaborative learning environment around formative assessment that is career-changing for educators and life-changing for students - united under the shared philosophy that all students are capable and deserving of a fulfilling education.

- ✓ Enhance student achievement and self directed learning
- ✓ Promote teacher collaboration and planning for effective formative assessment practices in the classroom
- ✓ Access to rewarding professional development opportunities and vast library of resources

[Coaching Journey >](#)

Located in the public site's top navigation bar, the Join FAME page:

- Introduces benefits of the FAME program and coaching journey
- Coach and team expectations
- Answers to frequently asked questions



# Coaching Journey



[Contact](#) [Coach Login](#) [Join FAME](#)

 [Formative Assessment](#) [Research, Evaluation & Development](#) [Coaching](#) [FAME Team](#)

## Coaching Journey

The Coach is the key link between Learning Teams and successful implementation of formative assessment practices in the classroom. Throughout each Coach's journey, FAME offers numerous professional learning opportunities, access to FAME Leads and RESD team, and growing library of resources by experts to support ongoing learning and facilitation of learning teams.

[Coaching Overview](#) [What to Expect](#) [Next Steps](#) [Coaching FAQ](#)



**Starting Your FAME Coaching Journey**

FAME's extensive resource library and support staff are prepared to provide Coaches with information about their role and offer suggestions, ideas, and resources to assist in forming, establishing, and leading their Learning Teams.

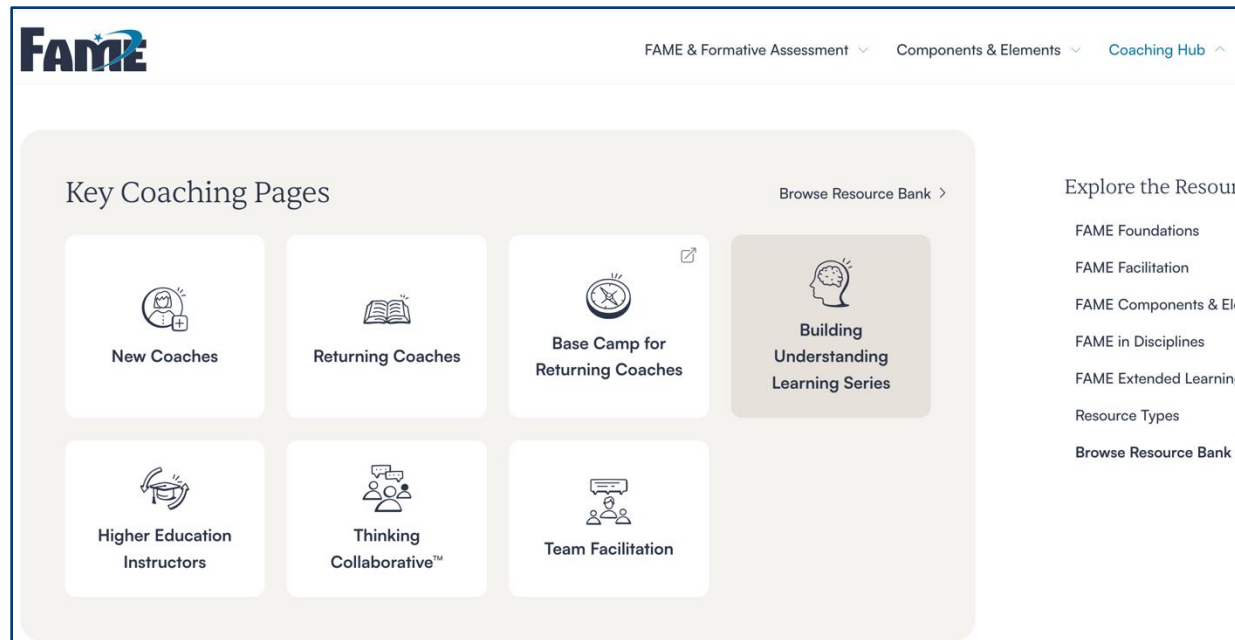
- ✓ Get practical advice on how to form/recruit an effective Learning Team
- ✓ Access information and tools to help you manage a Learning Team
- ✓ Understand the resources and information available to support your Coaching needs

DOCUMENT

The Coaching tab in the public navigation bar directs users to different sections of the Coaching Journey page. This page provides:

- Year-by-year coaching and learning team journey
- High-level overview of a new coach's first action items
- Helpful resources and FAQs

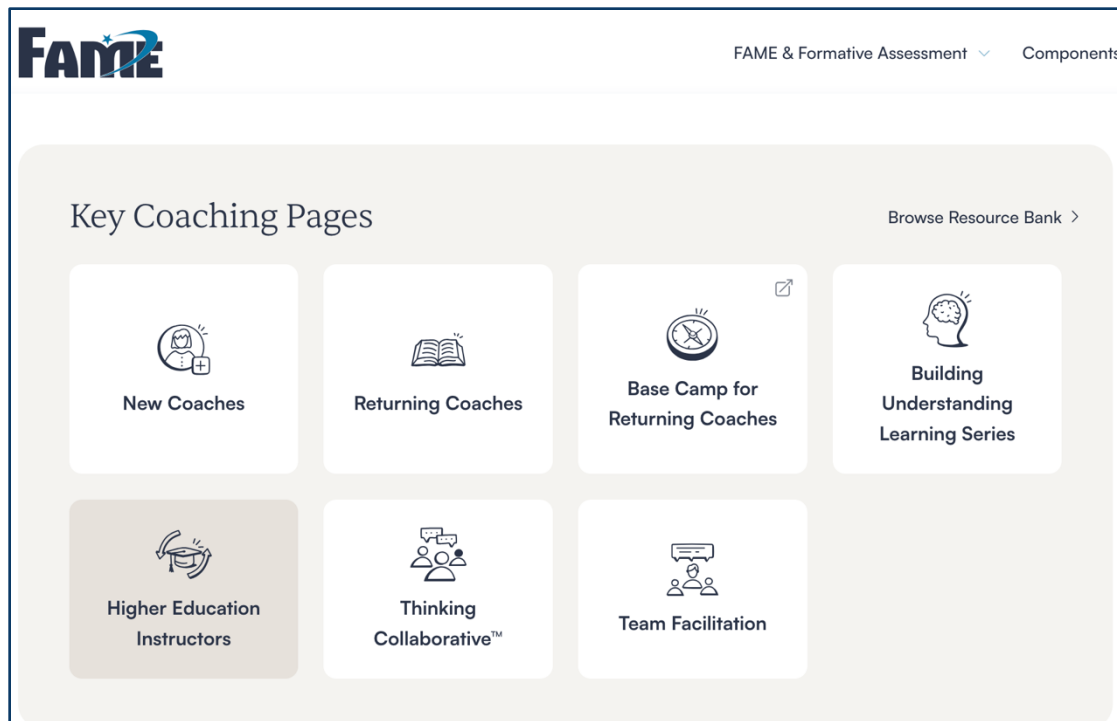
# Building Understanding Learning Series



Listed under the Coaching Hub tab of the gated site, the Building Understanding page contains:

- Videos and related handouts from FAME's new webinar series
- Recommended guidelines for watching with learning team

# Higher Education Instructors




In support of FAME's partnership with Grand Valley State University's education program, this page was created and added to the Coaching Hub.

Here, higher education instructors can find helpful information, resources, and suggested materials as they apply the formative assessment process in their teachings, simultaneously introducing formative assessment to pre-service students and student-teachers.

# Support



# Support



- If you have any questions about the FAME program or website, please use the Contact form found in the header and footer of both the public and gated sides of the website.
- Have website feedback? Click “Suggest Website Edit” in website footer and fill out the [Suggestion Box form](#)!

# Thank You and Happy Browsing!

